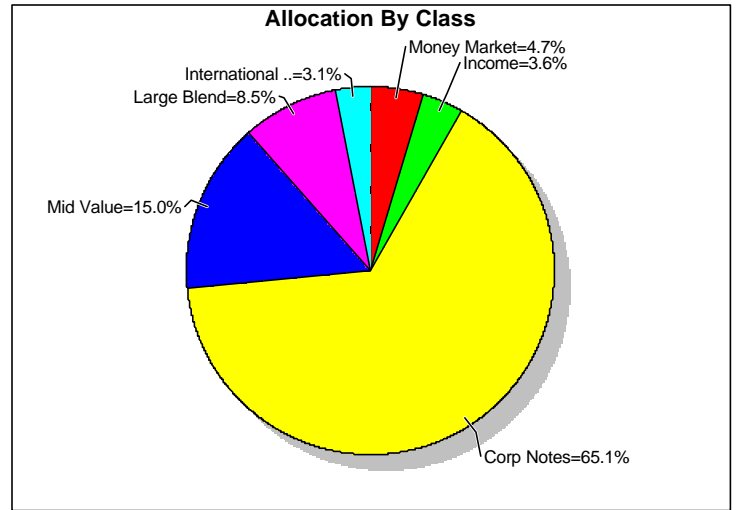
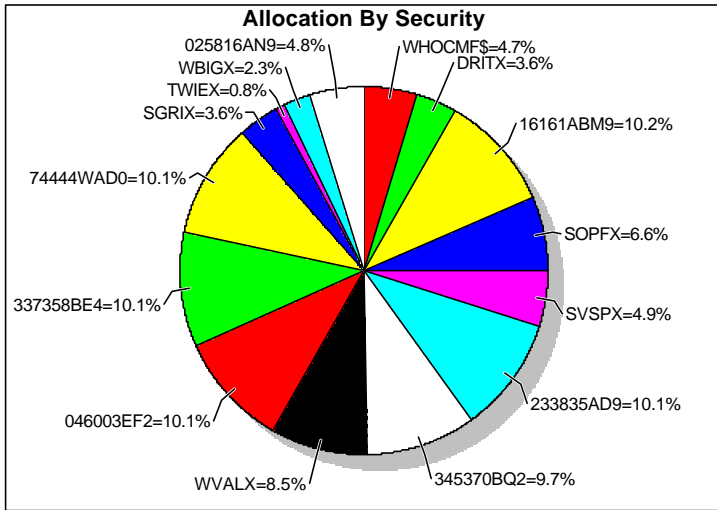


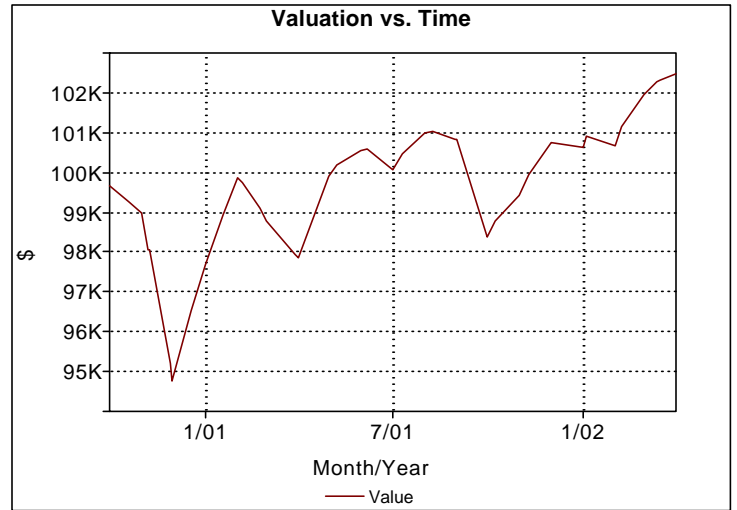
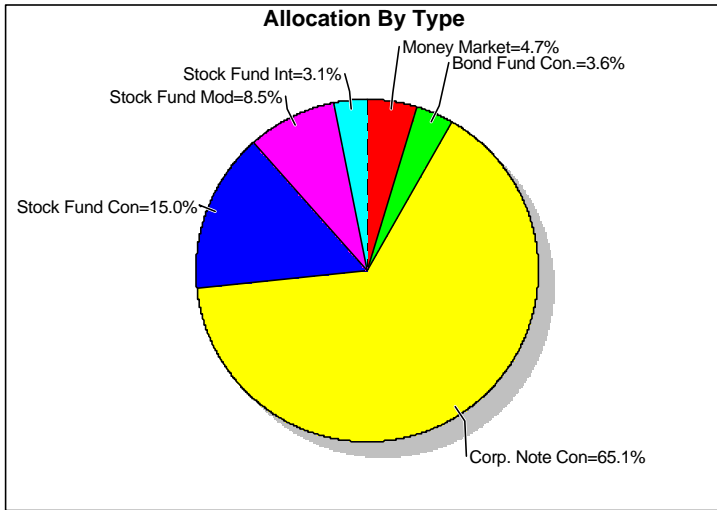
12/31/01- 03/31/02



Positions 03/31/02

Account Title	Account #	Class	Symbol	Description	Shares	Market Price	Value	Value%
		CN	025816AN9	American Express 5.50% 09/12/06 YTM 4	5,000	99.36	4,968.05	4.85%
		CN	046003EF2	Associates Corp 6.875% 02/01/03 Y M 6.	10,000	103.07	10,306.90	10.06%
		CN	16161ABM9	Chase Man. 7.125% 02/01/07 Y M 7.2%	10,000	104.38	10,438.30	10.19%
		CN	233835AD9	Daimlerchrysler 7.40% 01/20/05 Y M 7.09%	10,000	103.75	10,374.60	10.13%
		CN	337358BE4	First Union 7.00% 03/15/06 Y M 7.12%	10,000	103.92	10,391.60	10.14%
		CN	345370BQ2	Ford 7.25% 10/01/08 Y M 7.19%	10,000	98.91	9,890.50	9.65%
		CN	74444WAD0	Public Svc of CO. 6.90% 02/02/04 Y M 6.9	10,000	103.15	10,314.70	10.07%
Corp. Notes							66,684.65	65.08%
		INT.GR	TWIEX	Am Cent International	104.713	7.9	827.23	0.81%
		INT.GR	WBIGX	William Blair International	147.214	15.76	2,320.09	2.26%
		US.INC	DRITX	Dreyfus Intermediate Income	159.216	12.54	1,996.57	1.95%
		US.LCB	SGRIX	Strong Growth & Income	182.524	20.3	3,705.24	3.62%
		US.LCB	SVSPX	SSGA S&P 500	263.526	18.94	4,991.18	4.87%
		US.MCV	SOPFX	Strong Opportunity	169.323	39.66	6,715.35	6.55%
		US.MCV	WVALX	Weitz Value Fund	253.645	34.25	8,687.34	8.48%
Mutual Fund							29,243.00	28.54%
		MM	WHOCMF\$	CMF Money Market	3,377.09	1	3,377.09	3.3%
Money Market							3,377.09	3.3%
		US.INC	DRITX	Dreyfus Intermediate Income	137.719	12.54	1,727.00	1.69%
Mutual Fund							1,727.00	1.69%
		MM	WHOCMF\$	CMF Money Market	1,428.88	1	1,428.88	1.39%
Money Market							1,428.88	1.39%
Gr. Total							102,460.62	100%

12/31/01- 03/31/02



Security Performance 12/31/01- 03/31/02

Account Title	Type	Symbol	Description	Start Value	End Value	Period Profit	IRR-ROI Before Taxes
	CNC	025816AN9	American Express 5.50% 09/12/06 YTM 4	5,003.90	4,968.05	103.94	2.09%
	CNC	046003EF2	Associates Corp 6.875% 02/01/03 Y M 6.	10,430.00	10,306.90	220.65	2.16%
	CNC	16161ABM9	Chase Man. 7.125% 02/01/07 Y M 7.2%	10,645.40	10,438.30	149.15	1.43%
	CNC	233835AD9	Daimlerchrysler 7.40% 01/20/05 Y M 7.09%	10,448.00	10,374.60	296.60	2.92%
	CNC	337358BE4	First Union 7.00% 03/15/06 Y M 7.12%	10,542.70	10,391.60	198.90	1.9%
	CNC	345370BQ2	Ford 7.25% 10/01/08 Y M 7.19%	9,887.20	9,890.50	3.30	0.03%
	CNC	74444WAD	Public Svc of CO. 6.90% 02/02/04 Y M 6.9%	10,438.50	10,314.70	221.20	2.17%
Corp. Notes				67,395.70	66,684.65	1,193.74	1.8%
	BMFC	DRITX	Dreyfus Intermediate Income	1,991.31	1,996.57	5.26	0.26%
	SMFC	SOPFX	Strong Opportunity	6,652.70	6,715.35	62.65	0.94%
	SMFC	WVALX	Weitz Value Fund	8,697.49	8,687.34	-10.15	-0.12%
	SMFI	TWIEX	Am Cent International	834.56	827.23	-7.33	-0.88%
	SMFI	WBIGX	William Blair International	2,278.87	2,320.09	41.22	1.81%
	SMFM	SGRIX	Strong Growth & Income	3,700.96	3,705.24	4.28	0.12%
	SMFM	SVSPX	SSGA S&P 500	4,978.40	4,991.18	12.78	0.26%
Mutual Fund				29,134.29	29,243.00	108.71	0.37%
	MM	WHOCMF\$	CMF Money Market	1,691.06	3,377.09	8.86	0.35%
Money Market				1,691.06	3,377.09	8.86	0.35%
	BMFC	DRITX	Dreyfus Intermediate Income	1,722.48	1,727.00	4.52	0.26%
Mutual Fund				1,722.48	1,727.00	4.52	0.26%
	MM	WHOCMF\$	CMF Money Market	674.79	1,428.88	4.13	0.36%
Money Market				674.79	1,428.88	4.13	0.36%
Gr. Total				100,618.32	102,460.62	1,319.96	1.31%

Portfolio Performance

	03/31/01 03/31/02	09/30/01 03/31/02	12/31/01 03/31/02
Start Value	97,868.92	98,368.37	100,618.32
Additions	1,916.65	1,083.30	749.96
Withdrawals	0.00	0.00	0.00
Net Additions	1,916.65	1,083.30	749.96
Expenses & Fees	-892.95	-451.03	-227.62
Commissions	0.00	0.00	0.00
Taxes Withheld	0.00	0.00	0.00
Period Profit Before-Fee	3,568.00	3,459.98	1,319.96
End Value	102,460.62	102,460.62	102,460.62
IRR-ROI Before Mgmt. Fee	3.63%	3.51%	1.31%
IRR-ROI Before Mgmt. Fee (ar	3.64%	7.17%	5.42%
Interest	4,376.95	2,231.39	1,904.79
Dividends	424.24	283.58	72.38
STCG Distributions	79.85	35.16	0.00
LTCG Distributions	243.12	121.86	0.00
Total Distributions	5,124.16	2,671.99	1,977.17
Index ROI's			
S&P 500	-1.12%	10.23%	-0.06%
DJIA	5.32%	17.59%	3.82%
Russell 2000	12.41%	25.09%	3.68%
NASDAQ	0.28%	23.12%	-5.39%
Index ROI's (annualized)			
S&P 500	-1.12%	21.58%	-0.24%